



INNOVATIONS FOR LIVING™

# QUIETZONE™ SOLSERENE™ FABRIC CEILING SYSTEM FOR BEAUTIFULLY QUIET HOMES.



COLOR  
AVAILABILITY



Increased comfort. Great aesthetics. Hear and see the difference. With the QuietZone™ SOLSERENE™ fabric ceiling system you get a product with maximum noise control and a seamless appearance.

The QuietZone SOLSERENE system is also simple to apply. This makes a significant difference in contrast to drywall and various other ceiling applications. Use the information on this tearpad to help you decide which of your rooms may be best suited for the QuietZone SOLSERENE system, and to inform you of the fabric and material requirements (see backside).

Read below for the benefits of the QuietZone SOLSERENE system, in addition to an installation overview—just three simple steps.

- Seamless expanse for rooms with ceiling widths up to 16'
- Readily installs into living spaces of any size or shape—including family rooms, hallways, kitchens and basements
- Delivers outstanding sound absorption within a room, giving you improved aesthetics and sound quality
- Requires less room height than suspended ceilings
- No messy drywall taping, mudding and sanding
- Lighter and easier to transport than drywall

## BASIC INSTALLATION INSTRUCTIONS



STEP 1: Install the fabric-tensioning track.



STEP 2: Install the acoustic board.



STEP 3: Stretch the fabric and enjoy your new acoustic ceiling.



## ESTIMATING THE NECESSARY MATERIALS:

1. Measure the length of the room at its longest point
2. Measure the width of the room at its widest point
3. Determine the perimeter of the room
4. Determine the total area of the room in square feet

## FABRIC REQUIREMENT:

Length: Add 1' to the length of the room.

Width: Choose fabric that is at least 4" wider than the room; however, 1' extra is recommended. Fabric is available in 6'6", 8', 10' (nominal 9'10"), 13' and 16'4" widths.

## ROOMS WIDER THAN SIXTEEN FEET:

If the room is wider than 16', a seam must be created by joining two pieces of fabric in a mid-seam retaining track. Determine the number of seams required and the desired spacing of the seams. Choose fabric that is at least 4" wider than the mid-seam spacing. Again, 1' extra material is recommended.

## CORNERS:

Mid-seam track is used to create inside corners for installations with tray ceilings, cathedral ceilings or other architectural designs. Determine the total length of mid-seam track required to make inside corners.

## FABRIC RETAINING TRACK REQUIREMENTS:

All track pieces come in lengths of 9'. Divide the perimeter of the room and the total length of seams by 9 and round up to determine the number of perimeter and mid-seam tracks required.

## ACOUSTIC CORE:

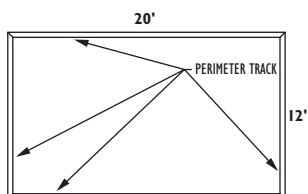
Divide the total area of the room (SF) by 32 and round up to determine the number of 4' x 8' boards required.

### Examples:

#### 1. Basic Rectangular Room

Materials Required:

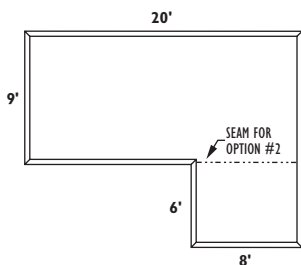
- 13' x 21' Fabric
- 8 pcs Perimeter Track
- 8 Acoustic Boards



#### 2. L-Shaped Room

Materials Required:

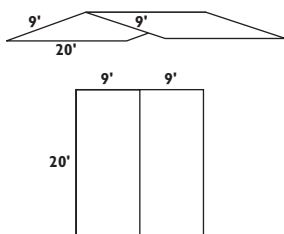
- |                       |                       |
|-----------------------|-----------------------|
| Option 1              | Option 2              |
| 16' x 21' Fabric      | 10' x 21' Fabric      |
| 8 pcs Perimeter Track | 6'6" x 9' Fabric      |
| 8 Acoustic Boards     | 8 pcs Perimeter Track |
|                       | 1 pc Mid-Seam Track   |
|                       | 8 Acoustic Boards     |



#### 3. Cathedral Ceiling

Materials Required:

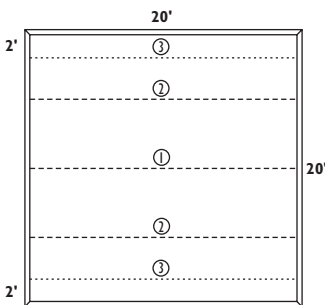
- Two 10' x 21' Fabric
- 9 pcs Perimeter Track
- 3 pcs Mid-Seam Track
- 12 Acoustic Boards



#### 4. Wide-Span Room

Materials Required:

- |                           |                       |
|---------------------------|-----------------------|
| Option 1                  | Option 2              |
| Two 13' x 21' Fabric      | Three 8' x 21' Fabric |
| 9 pcs Perimeter Track     | 9 pcs Perimeter Track |
| 3 pcs Mid-Seam Track      | 5 pcs Mid-Seam Track  |
| 13 Acoustic Boards        | 13 Acoustic Boards    |
| Option 3                  |                       |
| 16' x 21' Fabric          |                       |
| 6'6" x 21' Fabric (Split) |                       |
| 9 pcs Perimeter Track     |                       |
| 5 pcs Mid-Seam Track      |                       |
| 13 Acoustic Boards        |                       |



**OWENS CORNING WORLD HEADQUARTERS**  
 ONE OWENS CORNING PARKWAY  
 TOLEDO, OHIO, USA 43659  
**1-800-GET-PINK**  
**www.owenscorning.com**

