



MECHANICAL SOLUTIONS **INSULATION TRUSTED TO** **THE EXTREME**

FIBERGLAS™ | FOAMULAR®






TABLE OF CONTENTS

Commercial

SSL II® with ASJ Max Fiberglas™ Pipe Insulation	4-5
No-Wrap Fiberglas™ Pipe Insulation	6-7
Large Diameter Fiberglas™ Pipe Insulation.....	8-9
Metric Fiberglas™ Pipe Insulation	10-11
FOAMULAR® XPS Pipe Insulation	12-13
Fiberglas™ 700 Series Board Insulation – Type 703 & 705.....	14-15
Fiberglas™ 700 Series Board Insulation – Type 706 & 707.....	16-17
Fiberglas™ Insul-Quick Insulation	18-19
Fiberglas™ Thermal Insulating Wool (TIW) Insulation – Types I-HP & II-HP	20-21
Fiberglas™ FLEXWRAP® and Pipe and Tank Insulation.....	22-23
Fiberglas™ Utilicore® L Series Insulation.....	24-25
SOFTTR Duct Wrap FRK Insulation.....	26-27

SSL II® WITH ASJ MAX FIBERGLAS™ PIPE INSULATION



*Three-location printing coming soon.

Owens Corning® SSL II® with ASJ Max Fiberglas™ Pipe Insulation is molded of heavy density resin bonded inorganic glass fibers that come in one-piece, 36" (914 mm) long, hinged sections. The insulation is tailored to fit for copper and iron pipe applications.

PRODUCT FEATURES

- ASJ Max is an all-service-jacket with a polymer film exterior surface that is smooth, durable, cleanable, wrinkle-resistant, resists water staining and doesn't support mold or mildew growth¹
- ASJ Max can resist short durations of water exposure that may occur during construction
- SSL II® Positive Closure System is an advanced double adhesion that fastens and installs with no need for staples or mastic
- Insulation is tailored to fit with:
 - FlexCore technology to compress over copper and some small-bore iron pipes and fittings, saving time by eliminating the need to fillet
 - RigidCore technology for fast and easy fabrication on larger pipes
- Owens Corning® is the only manufacturer to offer metric-sized fiberglass pipe insulation
- This product meets the performance requirements of ASTM C547 Type I with a maximum temperature of 850°F (454°C), however can be used up to a maximum operating temperature of 1,000°F (538°C) with heat-up schedule
- The product does not contain Polybromodiphenyl ethers (PBDE) (penta-, octa-, or deca-brominated diphenyl)

1. ASJ Max jacket does not support mold growth as tested in accordance with ASTM C1338.

Physical Properties

PROPERTY	TEST METHOD	VALUE
Density (size dependent)	ASTM C302	3.5 to 5.5 pcf
Operating Temperature Range ³	ASTM C411	0°F to 1,000°F (-18°C to 538°C)
Water Vapor Sorption	ASTM C1104	Less than 5% by weight
Corrosion	ASTM C1936 (Previously C665)	Pass – copper and aluminum
Corrosion	ASTM C1617	Pass – steel
Corrosion	ASTM C795/C692/C871	Pass – stainless steel
Jacket Temperature Limitation	ASTM C1136	-20°F to 150°F (-29°C to 66°C)
Jacket Permeance	ASTM E96, Proc. A	0.01 perm
Burst Strength, min	ASTM D774/D774M	100 psi
Composite Surface Burning Characteristics ³	UL 723, ASTM E84 or CAN/ULC-S201	Flame Spread 25 Smoke Developed 50

3. With heat-up schedule when operating temperatures between 850°F and 1,000°F

3. The surface burning characteristics of these products have been determined in accordance with UL 723, ASTM E84 or CAN/ULC-S102. Values are reported to the nearest 5 rating.

Product Applications

- The Owens Corning® Pipe Insulation products of Flex Core and Rigid Core meet the performance requirements of ASTM C547 Type I, Grade A and can be installed while the pipe is hot up to 850°F (454°C) at a maximum install thickness of 6".
- If the Owens Corning® Pipe Insulation is to be installed on a pipe that will be operating between 850°F (454°C) and 1,000°F (538°C), the insulation cannot exceed 6" in thickness, and must follow the heat-up schedule noted below:
 1. If pipe is operating hot, the pipe insulation is placed on the pre-heated pipe at not more than 850°F (454°C) maximum. After 6 hours, the pipe can then be heated up to 1,000°F (538°C).
 2. If pipe is being heated from ambient temperature, increase the system temperature incrementally to the operating temperature over a 24-hour period.
- For Insulation exceeding the 6" thickness, the temperature must be increased from 500°F (260°C) to the maximum temperature of 850°F (454°C) at a rate not exceeding 100°F (56°C) per hour.
- See Publication No. 10021355 for additional installation guidelines.
- When installed outdoors, an additional weather-protective jacket is required.

Availability

Our Fiberglas™ Pipe Insulation portfolio is available in thicknesses up to 5". For product availability, please contact your local Owens Corning Area Sales Manager.

Refer to Pipe Insulation Sizing Manual for more information: Pub. No. 10018078.

Certifications and Sustainable Features

- Certified by SCS Global Services to contain an average of 53% recycled glass content, 31% pre-consumer and 22% post-consumer
- For faced products: GREENGUARD GOLD Certified products are certified to GREENGUARD GOLD standards for low chemical emissions into indoor air during product usage. For more information, visit ul.com/gg
- Environmental Product Declaration (EPD) has been certified by UL Environment
- ASJ Max Fiberglas™ Pipe Insulation with SLII Health Product Declaration (HPD) #29013



NO WRAP FIBERGLAS™ PIPE INSULATION



Owens Corning® No-Wrap Fiberglas™ Pipe Insulation is molded of heavy density resin bonded inorganic glass fibers that come in one-piece, 36" (914mm) long, hinged sections. The insulation is tailored to fit for copper, iron, PVC, and other polymer pipe applications.

PRODUCT FEATURES

- Insulation is tailored to fit with:
 - FlexCore technology to compress over copper and some small-bore iron, PVC and polymer pipes and fittings, saving time by eliminating the need to fillet
 - RigidCore technology for fast and easy fabrication on larger pipes
- This product meets the performance requirements of ASTM C547 Type I with a maximum temperature of 850°F (454°C), however can be used up to a maximum operating temperature of 1,000°F (538°C) with heat-up schedule
- The product does not contain Polybromodiphenyl ethers (PBDE) (penta-, octa-, or deca-brominated diphenyl)
- UL Labeled for Flame Spread Index of 0 or less and Smoke Developed Index of 0 and is fully building code compliant
- U.S. Coast Guard 164.109/70/0 Non-Combustible

Physical Properties

PROPERTY	TEST METHOD	VALUE
Density (size dependent)	ASTM C302	3.5 to 5.5 pcf
Operating Temperature Range ³	ASTM C411	0°F to 1,000°F (-18°C to 538°C)
Water Vapor Sorption	ASTM C1104	Less than 5% by weight
Corrosion	ASTM C1936 (Previously C665)	Pass – copper and aluminum
Corrosion	ASTM C1617	Pass – steel
Corrosion	ASTM C795/C692/C871	Pass – stainless steel
Surface Burning Characteristics ²	UL 723, ASTM E84 or CAN/ULC-S102	Flame Spread 0 Smoke Developed 0

3. With heat-up schedule when operating temperatures between 850°F and 1,000°F.

2. The surface burning characteristics of these products have been determined in accordance with UL 723, ASTM E84 or CAN/ULC-S102. Values are reported to the nearest 5 rating.

Product Applications

- Used to insulate iron, copper, PVC and other polymer pipes with operating temperatures between 0°F (-18°C) to 1,000°F (538°C) in commercial & institutional buildings, and industrial facilities.
- The Owens Corning® Pipe Insulation products of Flex Core and Rigid Core meet the performance requirements of ASTM C547 Type I, Grade A and can be installed while the pipe is hot up to 850°F (454°C) at a maximum install thickness of 6".
- If the Owens Corning® Pipe Insulation is to be installed on a pipe that will be operating between 850°F (454°C) and 1,000°F (538°C), the insulation cannot exceed 6" in thickness, and must follow the heat-up schedule noted below:
 1. If pipe is operating hot, the pipe insulation is placed on the pre-heated pipe at not more than 850°F (454°C) maximum. After 6 hours, the pipe can then be heated up to 1,000°F (538°C).
 2. If pipe is being heated from ambient temperature, increase the system temperature incrementally to the operating temperature over a 24-hour period.
- For Insulation exceeding the 6" thickness, the temperature must be increased from 500°F (260°C) to the maximum temperature of 850°F (454°C) at a rate not exceeding 100°F (56°C) per hour.
- See Publication No. 10021355 for additional installation guidelines.
- When installed outdoors, an additional weather-protective jacket is required.
- No-Wrap is intended for field installation with jacketing appropriate to the vapor control, damage, or corrosion resistance requirements of the application.

Availability

Our Fiberglas™ Pipe Insulation portfolio is available in thicknesses up to 5" with inside diameters of up to 36". For product availability, please contact your local Owens Corning Area Sales Manager.

Refer to Fiberglas™ Pipe Insulation Sizing Manual for more information:
Pub No. 10018078.

Certifications and Sustainable Features

- Certified by SCS Global Services to contain an average of 53% recycled glass content, 31% pre-consumer and 22% post-consumer
- Environmental Product Declaration (EPD) has been certified by UL Environment
- ASJ Max Fiberglas™ Pipe Insulation with SLII Health Product Declaration (HPD) #29013
- United States Coast Guard Certification



LARGE DIAMETER FIBERGLAS™ PIPE INSULATION

SSL® II with ASJ Max



Owens Corning® Large Diameter Fiberglas™ Pipe Insulation is molded of heavy density resin bonded inorganic glass fibers that come in one-piece, 36" (914mm) long, hinged sections. Sections begin at 18" O.D. through 42" O.D. and can be ordered as factory applied SSL® with ASJ Max or as unjacketed No-Wrap.

PRODUCT FEATURES

- ASJ Max is an all-service-jacket with a polymer film exterior surface that is smooth, durable, cleanable, wrinkle resistant, resists water staining and doesn't support mold or mildew growth¹
- ASJ Max can resist short durations of water exposure that may occur during construction
- This product meets the performance requirements of ASTM C547 Type I with a maximum temperature of 850°F (454°C), however can be used up to a maximum operating temperature of 1,000°F (538°C) with heat-up schedule
- SSL® Positive Closure System that fastens with no need for staples or mastic
- The product does not contain Polybromodiphenyl ethers (PBDE) (penta-, octa-, or deca-brominated diphenyl)

1. ASJ Max jacket does not support mold growth as tested in accordance with ASTM C1338.

Physical Properties

PROPERTY	TEST METHOD	VALUE
Density (size dependent)	ASTM C302	3.5 to 5.5 pcf
Operating Temperature Range ³	ASTM C411	0°F to 1,000°F (-18°C to 538°C)
Water Vapor Sorption	ASTM C1104	Less than 5% by weight
Corrosion	ASTM C1936 (Previously C665)	Pass – copper and aluminum
Corrosion	ASTM C1617	Pass – steel
Corrosion	ASTM C795/C692/C871	Pass – stainless steel
Jacket Temperature Limitation	ASTM C1136	-20°F to 150°F (-29°C to 66°C)
Jacket Permeance	ASTM E96, Proc. A	0.01 perm
Burst Strength, min	ASTM D774/D774M	100 psi
Composite Surface Burning Characteristics Jacketed	UL 723, ASTM E84 or CAN/ULC-S102	Flame Spread 25 Smoke Developed 50

3. With heat-up schedule when operating temperatures between 850°F and 1,000°F.

3. The surface burning characteristics of these products have been determined in accordance with UL 723, ASTM E84 or CAN/ULC-S102. Values are reported to the nearest 5 rating.

Product Applications

- Used to insulate iron, copper, PVC and other polymer pipes with operating temperatures between 0°F (-18°C) to 1,000°F (538°C) in commercial & institutional buildings, and industrial facilities.
- The Owens Corning® Pipe Insulation products of Flex Core and Rigid Core meet the performance requirements of ASTM C547 Type I, Grade A and can be installed while the pipe is hot up to 850°F (454°C) at a maximum install thickness of 6".
- If the Owens Corning® Pipe Insulation is to be installed on a pipe that will be operating between 850°F (454°C) and 1,000°F (538°C), the insulation cannot exceed 6" in thickness, and must follow the heat-up schedule noted below:
 1. If pipe is operating hot, the pipe insulation is placed on the pre-heated pipe at not more than 850°F (454°C) maximum. After 6 hours, the pipe can then be heated up to 1,000°F (538°C).
 2. If pipe is being heated from ambient temperature, increase the system temperature incrementally to the operating temperature over a 24-hour period.
- For Insulation exceeding the 6" thickness, the temperature must be increased from 500°F (260°C) to the maximum temperature of 850°F (454°C) at a rate not exceeding 100°F (56°C) per hour.
- See Publication No. 10021355 for additional installation guidelines.
- When installed outdoors, an additional weather-protective jacket is required.

Availability

Our Fiberglas™ Pipe Insulation portfolio is available in thicknesses up to 5" with inside diameters of up to 36". For product availability, please contact your local Owens Corning Area Sales Manager.

Refer to Fiberglas™ Pipe Insulation Sizing Manual for more information:
Pub No. 10018078.

Certifications and Sustainable Features

- Certified by SCS Global Services to contain an average of 53% recycled glass content, 31% pre-consumer and 22% post-consumer
- For faced products: GREENGUARD GOLD Certified products are certified to GREENGUARD standards for low chemical emissions into indoor air during product usage. For more information, visit ul.com/gg
- Environmental Product Declaration (EPD) has been certified by UL Environment
- ASJ Max Fiberglas™ Pipe Insulation with SLII Health Product Declaration (HPD) #29013



METRIC FIBERGLAS™ PIPE INSULATION



Owens Corning® Metric Fiberglas™ Pipe Insulation is molded of heavy density resin bonded inorganic glass fibers that come in one-piece, 36" (914 mm) long, hinged sections. The insulation is tailored to fit for metric-sized copper, iron, PVC, and other polymer pipe applications.

PRODUCT FEATURES

- ASJ Max is an all-service-jacket with a polymer film exterior surface that is smooth, durable, cleanable, wrinkle-resistant, resists water staining and doesn't support mold or mildew growth¹
- ASJ Max can resist short durations of water exposure that may occur during construction
- SSL II® Positive Closure System is an advanced double adhesion that fastens and installs with no need for staples or mastic
- Insulation is tailored to fit with:
 - FlexCore technology to compress over copper and some small-bore iron pipes and fittings, saving time by eliminating the need to fillet
 - RigidCore technology for fast and easy fabrication on larger pipes
- Owens Corning® is the only manufacturer to offer metric-sized fiberglass pipe insulation
- This product meets the performance requirements of ASTM C547 Type I with a maximum temperature of 850°F (454°C), however can be used up to a maximum operating temperature of 1,000°F (538°C) with heat-up schedule.
- The product does not contain Polybromodiphenyl ethers (PBDE) (penta-, octa-, or deca-brominated diphenyl).

1. ASJ Max jacket does not support mold growth as tested in accordance with ASTM C1338.

Physical Properties

PROPERTY	TEST METHOD	VALUE
Density (size dependent)	ASTM C302	3.5 to 5.5 pcf
Operating Temperature Range ³	ASTM C411	0°F to 1,000°F (-18°C to 538°C)
Water Vapor Sorption	ASTM C1104	Less than 5% by weight
Corrosion	ASTM C1936 (Previously C665)	Pass – copper and aluminum
Corrosion	ASTM C1617	Pass – steel
Corrosion	ASTM C795/C692/C871	Pass – stainless steel
Jacket Temperature Limitation	ASTM C1136	-20°F to 150°F (-29°C to 66°C)
Jacket Permeance	ASTM E96, Proc. A	0.01 perm
Burst Strength, min	ASTM D774/D774M	100 psi
Composite Surface Burning Characteristics ³	UL 723, ASTM E84 or CAN/ULC-S201	Flame Spread 25 Smoke Developed 50

3. With heat-up schedule when operating temperatures between 850°F and 1,000°F.

3. The surface burning characteristics of these products have been determined in accordance with UL 723, ASTM E84 or CAN/ULC-S102. Values are reported to the nearest 5 rating.

Product Applications

- Used to insulate iron, copper, PVC and other polymer pipes with operating temperatures between 0°F (-18°C) to 1,000°F (538°C) in commercial & institutional buildings, and industrial facilities.
- The Owens Corning® Pipe Insulation products of Flex Core and Rigid Core meet the performance requirements of ASTM C547 Type I, Grade A and can be installed while the pipe is hot up to 850°F (454°C) at a maximum install thickness of 6".
- If the Owens Corning® Pipe Insulation is to be installed on a pipe that will be operating between 850°F (454°C) and 1000°F (538°C), the insulation cannot exceed 6" in thickness, and must follow the heat-up schedule noted below:
 1. If pipe is operating hot, the pipe insulation is placed on the pre-heated pipe at not more than 850°F (454°C) maximum. After 6 hours, the pipe can then be heated up to 1000°F (538°C).
 2. If pipe is being heated from ambient temperature, increase the system temperature incrementally to the operating temperature over a 24-hour period.
- For Insulation exceeding the 6" thickness, the temperature must be increased from 500°F (260°C) to the maximum temperature of 850°F (454°C) at a rate not exceeding 100°F (56°C) per hour.
- See Publication No. 10021355 for additional installation guidelines.
- When installed outdoors, an additional weather-protective jacket is required.

Availability

Our Fiberglas™ Pipe Insulation portfolio is available in thicknesses up to 2" with inside diameters of 20 mm up to 315 mm. For product availability, please contact your local Owens Corning Area Sales Manager.

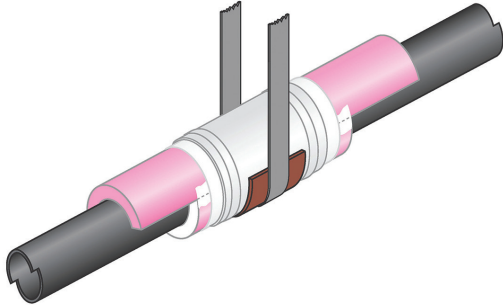
Refer to Pipe Insulation Sizing Manual for more information: Pub. No. 10018078.

Certifications and Sustainable Features

- Certified by SCS Global Services to contain an average of 53% recycled glass content, 31% pre-consumer and 22% post-consumer
- For faced products: GREENGUARD GOLD Certified products are certified to GREENGUARD standards for low chemical emissions into indoor air during product usage. For more information, visit ul.com/gg
- Environmental Product Declaration (EPD) has been certified by UL Environment
- ASJ Max Fiberglas™ Pipe Insulation with SLII Health Product Declaration (HPD) #29013



FOAMULAR® XPS PIPE INSULATION



FOAMULAR® Extruded Polystyrene (XPS) Fabrication Billets are manufactured from rigid sheets of foam made using Owens Corning's Hydrovac® process technology. The unique closed-cell structure of FOAMULAR® XPS insulation makes it highly resistant to moisture, and thus low in water absorption but high in insulating capability.

FOAMULAR® XPS Fabrication Billets are factory laminated using a specially formulated polyurethane-based adhesive under strict process controls to ensure performance.

The primary function of the FOAMULAR® XPS Fabrication Billet product is to provide raw stock to commercial pipe fabricators from which individual pipe insulation parts can be cut.

PRODUCT FEATURES

- Compressive strength of 25 psi
- Exceptional thermal efficiency
- Long service life
- Reduced overall installation costs
- Manufactured in the U.S.A.
- Available in several sizes:
 - Thickness: 8", 16", 20", 24"
 - Width: 24", 48"
 - Length: 37" to 120"
 - Standard Stock: 24" x 48" x 74"

Physical Properties

PROPERTY	TEST METHOD ¹	VALUE
Thermal Conductivity ^{2,3} , maximum, Btu•in/ft ² •hr•°F 180 days @ 75°F mean temperature	ASTM C518	0.200 (0.029)
Compressive Strength ^{2,4} , minimum, psi (kPa)	ASTM D1621	25 (173)
Water Absorption ^{2,5} , maximum, % by volume	ASTM C272	.15
Water Vapor Permeance ^{2,6} , maximum, perm (ng/Pa•s•m ²)	ASTM E96	1.1
Dimensional Stability ² , % linear change	ASTM D2126	2.0
Flame Spread ^{2,7,8}	ASTM E84	10
Smoke Developed ^{2,7,8}	ASTM E84	175
Service Temperature, maximum, °F (°C)		-320 to 165 (-196 to 74)
Linear Coefficient of Thermal Expansion ² , in/in•°F	ASTM E228	3.5 x 10 ⁻⁵ (6.3 x 10 ⁻⁵)

1. Sample modified as required to meet applicable test method.
 2. XPS foam core values meet ASTM C578 TYPE IV.
 3. k means the apparent thermal conductivity. The lower the value, the greater the insulation power.
 4. Values at yield or 10% deflection, whichever occurs first.
 5. Data ranges from 0.00 to value shown due to the level of precision of the test method.
 6. Water vapor permeance decreases as thickness increases.
 7. These laboratory tests are not intended to describe the hazard presented by this material under actual fire conditions.
 8. Fire performance of FOAMULAR® 4" thick product only. Thicker products may have different fire performance characteristics. Due to limits on the equipment used to test per ASTM E84, Owens Corning® FOAMULAR® XPS Fabrication Billets have not been tested.

Product Applications

- High Humidity and High Moisture Conditions
- Industrial Pipe Insulation (Non-plenum) Typical Uses
 - Ammonia/liquid refrigeration lines
 - Chilled water piping
 - Cold storage systems
 - Freezer rooms
 - Pharmaceutical plants
 - Refrigeration equipment
 - Transport pipelines
 - Direct burial applications
 - Saddle supports in fiberglass pipe insulation systems
- Low temperature or cryogenic piping systems (limited to -320° F) containing:
 - Nitrogen
 - Oxygen
 - Argon
 - Krypton
 - Xenon

NOTE: Temperatures below -297° F can result in oxygen rich environments. Special design considerations should be taken in these temperature ranges.

Availability

Our FOAMULAR XPS Pipe Insulation portfolio is available in the following size configurations

- Thickness: 8", 16", 20", 24"
- Width: 24", 48"
- Length: 37" to 120"
- Standard Stock: 24" x 48" x 74"

For product availability, please contact your local Owens Corning Area Sales Manager.


Certifications and Sustainable Features⁹

- Certified by SCS Global Services to contain a minimum of 20% recycled content pre-consumer
- GREENGUARD Certified products are certified to GREENGUARD standards for low chemical emissions into indoor air during product usage. For more information, visit ul.com/gg
- Environmental Product Declaration (EPD) has been certified by UL Environment
- Utilizing FOAMULAR® XPS insulation can help builders achieve green building certifications including the U.S. Green Building Council's Leadership in Energy and Environmental Design (LEED®) certification
- Health Product Declaration® (HPD)

9. The above certifications apply only to pre-laminated FOAMULAR® Extruded Polystyrene (XPS) Boards that make up Fabrication Billets.



FIBERGLAS™ 700 SERIES BOARD TYPE 703 AND 705



Types 703 and 705 Series Insulation Boards are made of inorganic glass fibers with a thermosetting resin binder and formed into semi-rigid or rigid rectangular boards.

Types 703 and 705 are available with factory-applied FRK or poly encapsulated ASJ Max facings. Both facings are vapor retarders and provide a neat, finished appearance in mechanical applications.

PRODUCT FEATURES

- Save and reduce heat transfer, lowering operating costs
- ASJ Max is an all-service-jacket with a polymer film exterior surface that is smooth, durable, cleanable, wrinkle-resistant, resists water staining and doesn't support mold or mildew growth¹
- The ASJ Max facing can resist short durations of liquid water exposure that can occur during construction
- Resists damage and maintains structural integrity and efficiency
- Efficiently reduces sound transmission
- 703 and 705 are lightweight, resilient, easy to handle and fabricate on the job site

1. ASJ Max jacket does not support mold growth when tested in accordance with ASTM C1338.

Physical Properties

PROPERTY	TEST METHOD	VALUE	
Density	ASTM C303	Type 703: 3.0 pcf (48 kg/m ³) Type 705: 6.0 pcf (96 kg/m ³)	
Equipment Operating Temperature Limitation ²	ASTM C411	0 to 450°F (-18 to 232°C)	
Insulation Jacket Temperature Limitation	ASTM C1136	-20 to 150°F (-29 to 66°C)	
Jacket Permeance	ASTM E96, Proc. A	0.02 perm	
Jacket Burst Strength	ASTM D774	ASJ Max: 100 psi	
Compressive Strength (minimum)	ASTM C165	703 Board	705 Board
at 10% deformation		25 lb/ft ² (1197 Pa)	200 lb/ft ² (9576 Pa)
at 25% deformation		90 lb/ft ² (4309 Pa)	–
Water Vapor Sorption	ASTM C1104	<2% by weight at 120°F (49°C), 95% R.H.	
Surface Burning Characteristics ³	UL 723 ASTM E84 or CAN/ULC S102	FACED: Flame Spread Index: 25 Smoke Developed Index: 50	UNFACED: Flame Spread Index: 5 Smoke Developed Index: 5

2. Maximum thickness at 450°F (232°C) - 703 and 705: 4" (102mm).

3. The surface burning characteristics of these products have been determined in accordance with UL 723, ASTM E84 or CAN/ULC-S102. Values are reported to the nearest 5 rating.

Product Applications

- Type 703—Semi-rigid boards for use on mechanical equipment and air conditioning ductwork, and walls and ceilings
- Type 705—A high strength rigid board for use on chillers, other mechanical equipment, walls and ceilings, and heating and air conditioning ductwork, where high abuse resistance and good finished appearance is important

Availability

Type 703 and 705 Insulations are available in¹:

- Width Dimensions: 45" - 49" (1,143.0mm - 1,244.6mm)
- Length Dimensions: 24" - 121" (609.6mm - 3,073.4mm)
- Thickness:
 - 703: 3/4" - 4" (19.05mm - 101.6mm)
 - 705: 1/2" - 21/2" (12.7mm - 63.5mm)

For product availability, please contact your local Owens Corning Area Sales Manager.

1. Minimum order requirements and lead-times contingent upon size. Contact your local Area Sales Manager for details.

Certifications and Sustainable Features

- Certified by SCS Global Services to contain an average of 53% recycled glass content, 31% pre-consumer and 22% post-consumer
- Environmental Product Declaration (EPD) has been certified by UL Environment
- Health Product Declaration[®] (HPD)



FIBERGLAS™ 700 SERIES BOARD TYPE 706 AND 707



Type 706 and Type 707 Series Acoustic Boards are made of inorganic glass fibers with a thermosetting resin binder and formed into rigid rectangular boards.

Both Type 706 and Type 707 come with a smooth surface to accommodate fabrics or surface coating for acoustical wall panels and specialized ceiling applications.

PRODUCT FEATURES

- Resists damage and maintains structural integrity and efficiency
- Mold Resistant per ASTM C1338
- Efficiently reduces sound transmission
- 706 and 707 are lightweight, resilient, easy to handle and fabricate

Physical Properties

PROPERTY	TEST METHOD	VALUE
Nominal Density	ASTM C303	Type 706: 6.0 pcf (96 kg/m ³) Type 707: 7.0 pcf (112 kg/m ³)
Temperature Limitation ¹	ASTM C411	0 to 450°F (-18 to 232°C)
Water Vapor Sorption	ASTM C1104	<2% by weight at 120°F (49°C), 95% R.H.
Surface Burning Characteristics ²	UL 723 ASTM E84 or CAN/ULC S102	Flame Spread Index 10 Smoke Developed Index 10

1. Maximum thickness at 450°F (232°C) - 706 and 707: 4" (102mm).

2. The surface burning characteristics of these products have been determined in accordance with UL 723, ASTM E84 or CAN/ULC-S102. Values are reported to the nearest 5 rating.

Availability

Type 706SS and 707SS ("SS" - Smooth Surface)

Insulations are available in¹:

- Width Dimensions: 45" - 49" (1,143.0mm - 1,244.6mm)
- Length Dimensions: 48" - 121" (1,219.2mm - 3,073.4mm)
- Thickness:
 - 706SS: 1" - 2 1/2" (25.4mm - 63.5mm)
 - 707SS: 1" - 3" (25.4mm - 76.2mm)

For product availability, please contact your local Owens Corning Area Sales Manager.

Note: Type 706 and 707 plain non-smooth surface insulation¹ can be provided in same widths and thicknesses as above with length dimensions of 24" - 121" (609.6mm - 3,073.4mm).

1. Minimum order requirements and lead-times contingent upon size. Contact your local Area Sales Manager for details.

Certifications and Sustainable Features

- Certified by SCS Global Services to contain an average of 53% recycled glass content, 31% pre-consumer and 22% post-consumer
- Environmental Product Declaration (EPD) has been certified by UL Environment
- Health Product Declaration[®] (HPD)



FIBERGLAS™ INSUL-QUICK



Fiberglas™ Insul-Quick® Insulation is a lightweight insulation composed of glass fibers bonded together in a semi-rigid, boardlike form with a special high temperature binder.

PRODUCT FEATURES

- Thermal efficiency helps conserve energy and lower costly heat loss
- Easy to handle and install, even when large size boards are used and won't crumble or break during installation
- Resists tearing and pulling apart, which contributes to excellent long-term installed thermal performance
- Boards in sizes to 4' by 8' (1.2m x 2.4m) help reduce the number of joints, speeding installation and eliminating potential sources of heat leakage

Physical Properties

PROPERTY	TEST METHOD	VALUE
Hot Surface Performance	ASTM C411	Up to 850°F (454°C) Maximum thickness 6" (152 mm) Up to 650°F (343°C) Maximum thickness 8" (203 mm)
Compressive Strength at 10% Deformation at 20% Deformation	ASTM C165	90 lb/ft ² (4309 Pa) 130 lb/ft ² (6225 Pa)
Nominal Density	ASTM C303	3.0 pcf (48 kg/m ³)
Water Vapor Sorption	ASTM C1104	< 2.0% by weight, at 120°F (49°C), 95% R.H.
Surface Burning Characteristics ¹	UL 723, ASTM E84 or CAN/ULC-S102	Flame Spread < 25 Smoke Developed < 50

1. The surface burning characteristics of these products have been determined in accordance with UL 723, ASTM E84, or CAN/ULC-S102. Values are reported to the nearest 5 rating.

Product Applications

- Fiberglas™ Insul-Quick® Insulation is designed for use on power and process boilers, breechings, ducts, precipitators, chimney liners and other heated equipment operating at temperatures up to 850°F (454°C). It is used in applications where an outside facing of metal or metal mesh with a finishing cement is required. It can also be used as insulation in a metal panel system.
- Fiberglas™ Insul-Quick® Insulation is used in panel systems. It is secured to the panel using pins and clips with metal mesh. Panels can be erected flush to heated surfaces or away from them and secured to buckstays or breeching and ductwork angle iron stiffeners.
- Fiberglas™ Insul-Quick® Insulation can be installed directly to hot, flat or curved surfaces. It can be attached using welded pins or studs and finished with sheet metal; or using metal mesh and insulating cement, then canvassed and painted. Pins with speed washers or studs and nuts should be installed on 12" (300mm) x 18" (450mm) (approx.) centers and the insulation impaled over them. The sheet metal or metal mesh is secured to the same fasteners. Joints of the sheet metal are offset from joints of the insulation.
- For temperatures over 400°F (204°C), good practice suggests double layer application, regardless of insulation type. Single layer installation requires good workmanship to minimize heat loss and hot spots at insulation joints.
- Fiberglas™ Insul-Quick® Insulation may be installed in either single or multiple layers up to a maximum of 6" (152mm) at all temperatures up to 850°F (454°C), or to a maximum of 8" (203mm) at temperatures not over 650°F (343°C).

Availability

SIZES, in. (m)		THICKNESS, in. (mm)
24" x 48"	(0.6m x 1.2m)	1" (25mm) through 4" (102mm) in 1/2" (13mm) increments
36" x 48"	(0.9m x 1.2m)	

Select additional sizes available

For product availability, please contact your local Owens Corning Area Sales Manager.

Certifications and Sustainable Features

- Certified by SCS Global Services to contain an average of 53% recycled glass content, 31% pre-consumer and 22% post-consumer
- United States Coast Guard Certification



FIBERGLAS™ THERMAL INSULATING WOOL (TIW) – TYPES I-HP & II-HP



Fiberglas™ Thermal Insulating Wool (TIW) Types I-HP and II-HP Insulations are off-white, noncombustible wool with resilient, inorganic glass fibers bonded with a thermosetting resin. TIW Type I-HP Insulation is available in rolls; TIW Type II-HP Insulation comes in batts.

PRODUCT FEATURES

- Excellent thermal performance contributes to lower fuel costs due to reduced heat loss
- Easy to handle and install
- The insulation is easily impaled over welded studs or pins, or may be held in place with wire ties, metal lath or lagging.
- There is no tendency for pin-hole elongation under vibration situations, a frequent source of heat leaks in heavy products
- Large batts or blankets cover greater areas quickly, eliminating tedious block-by-block hand layup and drilling for studs in hard insulations
- Can be used in direct contact with steel, copper and aluminum without corrosive effects

Physical Properties

PROPERTY	TEST METHOD	VALUE
Equipment Operating Temperature Range ¹	ASTM C411	Up to 1,000°F (538°C)
Density	ASTM C167	Type I-HP = 1.0 pcf (16 kg/m ³) Type II-HP = 2.5 pcf (40 kg/m ³)
Water Vapor Sorption	ASTM C1104	< 5.0% by weight at 120°F (49°C), 95% R.H.
Composite Surface Burning Characteristics ²	UL 723, ASTM E84 or CAN/ULC-S102	Flame Spread 25 Smoke Developed 50

1. Maximum allowable thickness at 1,000°F (538°C): Type I-HP - 8.5" (216mm); Type II-HP - 6" (152mm).

2. The surface burning characteristics of these products have been determined in accordance with UL 723, ASTM E84 or CAN/ULC-S102. Values are reported to the nearest 5 rating.

Product Applications

- Fiberglas™ TIW Type I-HP Insulation is used in applications up to 1,000°F (538°C) at maximum recommended thickness requiring a lightweight insulation, such as that used in panel systems, flexible wrap, industrial ovens or surfaces having irregularities. Its low compressive strength does not make it suitable for use as a base wool for metal mesh blankets
- Fiberglas™ TIW Type II-HP Insulation is especially suitable for use in metal mesh blankets and for use on boilers, vessels and many other types of industrial equipment operating at temperatures up to 1,000°F (538°C) at maximum recommended thickness. It may also be used in panel systems for precipitators, ducts and breechings where more compressive resistance than Fiberglas™ TIW Type I-HP Insulation is needed

Availability

TIW, TYPE I-HP (ROLLS)

SIZES		THICKNESS		LENGTH		NO. OF LAYERS
IN.	(MM)	IN.	(MM)	FT.	(M)	
24	(0.6)	1.0	(25)	87	(26.5)	2 Layers
36	(0.9)	1.5	(38)	58	(26.5)	2 Layers
48	(1.2)	2.0	(51)	87	(26.5)	1 Layers
		3.0	(76)	58	(17.7)	1 Layers
		4.0	(102)	44	(13.4)	1 Layers

TIW, TYPE II-HP (BATTS)

THICKNESS, in. (mm)	WIDTH, in. (m) x LENGTH, in. (m)
1 (25) - 4 (102)	24 x 48 (0.6 x 1.2)
1/2 (13) increments	36 x 48 (0.9 x 1.2)


For product availability, please contact your local Owens Corning Area Sales Manager.

Certifications and Sustainable Features

- Certified by SCS Global Services to contain an average of 53% recycled glass content, 31% pre-consumer and 22% post-consumer
- United States Coast Guard Certification



FIBERGLAS™ FLEXWRAP® AND PIPE AND TANK INSULATION



Fiberglas™ FLEXWRAP® is a flexible pipe and tank insulation product made from fiberglass blanket bonded together with a thermosetting resin. The fibers are oriented to provide good compressive strength while providing flexibility during installation.

FLEXWRAP® insulation is suitable for operating temperatures up to 850°F (454°C) and is available in both FRK (Foil-Reinforced-Kraft) and ASJ MAX (White All Service Jacket with polymer film surface) facings.

PRODUCT FEATURES

- A cost-effective alternative to larger-sized pre-formed pipe insulation.
- Potential to reduce inventory requirement caused by multiple diameters of molded pipe.
- The continuous blanket of material easily wraps tanks, pipes, and irregular-shaped objects without the efficiency losses related to strip delamination of fabricated and segmented wrap.
- Low thermal conductivity compared to segmented products, which means less thickness is required for equivalent heat flow.
- FLEXWRAP® facings meet the needs for most interior applications, avoiding the need for additional jacketing.

Physical Properties

PROPERTY	TEST METHOD	VALUE
Operating Temperature (Maximum)	ASTM C411	850 °F (454 °C)
Density	ASTM C303	2.5 pcf (40 kg/m³)
Compressive Resistance (Minimum)	ASTM C165	25 lbs/ft² (1200 Pa)
Corrosiveness (Steel)	ASTM C1617	0 to 1000 °F
Corrosion (Copper & Aluminum)	ASTM C665	Meets Requirements
Stress Corrosion (Austenitic Stainless Steel) ¹	ASTM C795, ASTM C692	Meets Requirements
Chemical Analysis ¹	ASTM C795, ASTM C871, NRC 1.36	Meets Requirements
Fungi Resistance	ASTM C1338	Meets Requirements
Odor	ASTM C1304	Meets Requirements
Water Vapor Sorption (Max. by Weight)	ASTM C1104	1%
Facing Temperature Limit (Maximum)	ASTM C1136	150 °F (66 °C)
Facing Water Vapor Permeance	ASTM E96	0.02 Perm
Surface Burning Characteristics ²	UL723 and ASTM E84	Flame Spread 25, Smoke Developed 50

1. When ordering material to comply with these specifications, the customer's purchase order must clearly state the need, such that specific lot testing can be conducted and a certification of compliance can be provided.
 2. The Surface Burning Characteristics of these products have been determined in accordance with UL723 and ASTM E84. Values were reported to the nearest 5.

Product Applications

- Fiberglas™ FLEXWRAP® insulation is used to insulate either hot or cold surfaces of pipes, tanks, storage vessels, ducts, and similar round or irregular shaped surfaces
- All joints and facing penetrations must be sealed with appropriate pressure sensitive tape or vapor retarder mastic when the application requires a vapor seal
- The product is intended for indoor use and should be weather protected for use outdoors

Availability

THICKNESS		WIDTH		LENGTH		MIN. WRAP DIAMETER	
INCHES	MM	INCHES	MM	FEET	M	NPS	MM
1.5"	38	48"	1219	30'	9.14	8"	203
2"	51	48"	1219	26'	7.92	10"	254
2.5"	64	48"	1219	20'	6.10	12"	305
3"	76	48"	1219	18'	5.48	16"	406
3.5"	89	48"	1219	15'	4.58	18"	457
4"	102	48"	1219	13'	3.96	20"	508

Note: FLEXWRAP® is available in rolls 48" in width and thicknesses from 1.5" to 4". Standard roll lengths are given in the table above.

Certifications and Sustainable Features

- Safe-Use-Information-Sheet (SUIS) is available in publication OCIS00025.
- FLEXWRAP® LEED Information is available in publication 10011704-C.

FIBERGLAS™ UTILICORE® L SERIES INSULATION



Owens Corning® Fiberglas™ UtiliCore® Insulation products are flexible white blankets designed for high temperature commercial and industrial applications. The pliable, lightweight insulation offers outstanding thermal performance, making it an excellent choice as core insulation for removable and reusable industrial pipe covers, and other industrial pads and blankets.

PRODUCT FEATURES

- L Series products are low-binder blankets, while the HP5 II Mat is a needled blanket with no binder
- User friendly fibers result in less itch and irritation for installers
- HP5 II Mat can be used in applications up to 1100°F, L Series, up to 1000°F
- Flexible, lightweight material that makes it easy to install and wrap around curved surfaces
- Stitches can be sewn directly through material
- Low water absorption
- Lightweight insulation provides for easy cutting both in shop and in the field

Physical Properties

PROPERTY	TEST METHOD	VALUE
Operating Temperature Range	ASTM C411	L Series: up to 1000°F (538°C) HP5 II Mat: up to 1100°F (593°C)
Corrosion Resistance	ASTM C1936 (Previously C665)	Meets requirements
Fungi Resistance	ASTM C1338	Meets requirements
Odor	ASTM C1304	No objectionable odor
Moisture Sorption	ASTM C1104	< 3% by weight
Composite Surface Burning Characteristics ¹	ASTM E84, UL 723, and CAN/ULC-S102	Flame Spread < 25 Smoke Developed < 50

1. The surface burning characteristics of these products have been determined in accordance with ASTM E84, UL 723, and CAN/ULC-S102. Values are reported to the nearest 5 rating.

Product Applications

Fiberglas™ UtiliCore® Insulation products offer outstanding dimensional stability allowing ease of handling in fabrication, assembly and installation of removable and reusable industrial pipe covers.

Fiberglas™ UtiliCore® Insulation is used in:

- Industrial Piping System Insulation Covers
- Valve Insulation Covers
- Flange Insulation Covers
- Exchanger Insulation Covers
- Filter Insulation Covers
- Flow Meter Insulation Covers
- Strainer Insulation Covers

Availability

Our Fiberglas™ UtiliCore® L Series Insulation is available in 1" and 2" thicknesses. Our Fiberglas™ UtiliCore® HP5 II Mat Insulation is available in 1" thickness. Other thicknesses may be available upon request.

For product availability, please contact your local Owens Corning Area Sales Manager.

Certifications and Sustainable Features

- Certified by SCS Global Services to contain an average of 53% recycled glass content, 31% pre-consumer and 22% post-consumer
- GREENGUARD Certified products are certified to GREENGUARD standards for low chemical emissions into indoor air during product usage. For more information, visit ul.com/gg
- United States Coast Guard Certification



SOFTR® DUCT WRAP FRK



SOFTR® Duct Wrap is a blanket of glass fiber insulation factory-laminated to FRK vapor retarder facing. A 2" (50mm) stapling and taping flange is provided on one edge. This product is designed to meet existing performance standards such as NFPA 90A and 90B and other mechanical and energy codes. SOFTR® Duct Wrap FRK flexible design makes it easy and fast to install, helps prevent duct condensation, and increases building occupants thermal comfort.

PRODUCT FEATURES

- Condensation control
- Enhanced comfort control
- Easy to clean surface
- Flexible and easy to install

Physical Properties

PROPERTY	TEST METHOD	VALUE		
Operating Temperature	ASTM C411	Up to 250°F (121°C)		
Insulation Jacket Temperature Limit	ASTM C1136	Up to 150°F (66°C)		
Jacket Puncture Resistance	ASTM C1136	25 units (0.7 joules)		
Water Vapor Permeance	ASTM E96	0.02 perms		
Water Vapor Sorption	ASTM C1104	<3% by weight at 120°F (49°C), 95% R.H.		
Fungi Resistance	ASTM C1338	Meets requirements		
Thermal Conductivity		Type 75	Type 100	Type 150
Out-of-Package k-Value k Btu • in/hr • ft ² • °F (λ at 24°C Mean, W/m • °C)	ASTM C518	0.30 (0.043)	0.27 (0.039)	0.25 (0.036)
Installed (Compressed) k-Value k Btu • in/hr • ft ² • °F (λ at 24°C Mean, W/m • °C)		0.27 (0.039)	0.25 (0.036)	0.23 (0.033)
Surface Burning Characteristics ¹	ASTM E84	Flame Spread 25 Smoke Developed 50		

1. The surface burning characteristics of these products have been determined in accordance with ASTM E84. Values are reported to the nearest 5 rating.

Product Applications

- SOFTR® Duct Wrap FRK is used for external insulation of commercial and residential heating, air conditioning and dual-temperature ducts operating at temperatures from 40°F (4°C) to 250°F (121°C).
- This insulation, when applied in accordance with installation instructions (Pub. 10021577), will provide the “installed R-value” as published for the product and printed on the facing, assuring specified in-place thermal performance and condensation control

Availability

NOMINAL THICKNESS		OUT-OF-PACKAGE R (RSI) VALUE ²		INSTALLED THICKNESS ³		INSTALLED R (RSI) VALUE ^{2,3}	
IN	MM			IN	MM		
Type 75 – 0.75 pcf (12 kg/m ³)							
1.5	(38)	5.1	(0.90)	1.125	(29)	4.2	(0.74)
2.2	(56)	7.4	(1.30)	1.625	(42)	6.0	(1.06)
3	(76)	10.0	(1.76)	2.25	(57)	8.3	(1.46)
Type 100 – 1.00 pcf (16 kg/m ³)							
1.5	(38)	5.6	(0.99)	1.125	(29)	4.5	(0.79)
2	(51)	7.4	(1.30)	1.5	(38)	6.0	(1.06)
Type 150 – 1.50 pcf (24 kg/m ³)							
1.5	(38)	6.0	(1.06)	1.125	(29)	4.8	(0.85)
2	(51)	8.0	(1.41)	1.5	(38)	6.4	(1.13)

2. hr • ft² • °F/Btu (m² • °C/W) at 75°F (24°C) mean temperature.

3. Assumes 25% compression of insulation.

For product availability, please contact your local Owens Corning Area Sales Manager.

Certifications and Sustainable Features

- Certified by SCS Global Services to contain an average of 53% recycled glass content, 31% pre-consumer and 22% post-consumer
- GREENGUARD Certified products are certified to GREENGUARD standards for low chemical emissions into indoor air during product usage. For more information, visit ul.com/gg
- Environmental Product Declaration (EPD) has been certified by UL Environment*
- Health Product Declaration® (HPD)





For more information on the Owens Corning family of mechanical insulation products, contact your Owens Corning dealer, call 1-800-GET-PINK® or access our website:

www.owenscorning.com/mechanical



 **FIBERGLAS™**  **FOAMULAR®**



OWENS CORNING INSULATING SYSTEMS, LLC
ONE OWENS CORNING PARKWAY
TOLEDO, OH 43659 USA
1-800-GET-PINK®
www.owenscorning.com

Pub No. 10020231-I. Printed in U.S.A. May 2025. THE PINK PANTHER™ & © 1964–2025 Metro-Goldwyn-Mayer Studios Inc. All Rights Reserved. The color PINK is a registered trademark of Owens Corning. © 2025 Owens Corning. All Rights Reserved.