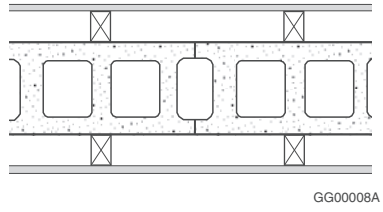
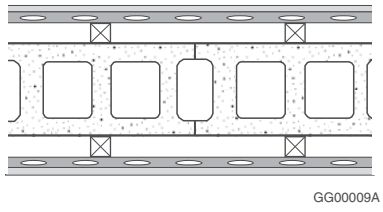
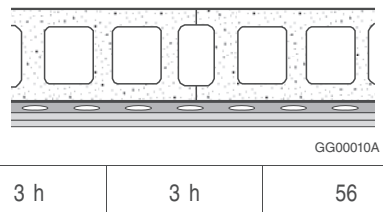


Fire and Sound Resistance Tables

Table 9.10.3.1.-A (Continued)

Type of Wall	Wall Number	Description	Fire-Resistance Rating ⁽²⁾⁽³⁾⁽⁴⁾		Typical Sound Transmission Class ⁽²⁾⁽⁴⁾⁽⁵⁾
			Loadbearing	Non-Loadbearing	
	B7c	B7 with • 12.7 mm regular gypsum board ⁽⁷⁾⁽⁹⁾	2 h	2 h	69
	B8	• 190 mm concrete block • 38 mm × 64 mm wood studs on each side spaced at 600 mm o.c. • absorptive material filling stud space on each side ⁽⁶⁾ • 1 layer gypsum board on each side			
	B8a	B8 with • 15.9 mm Type X gypsum board ⁽⁷⁾	3 h	3 h	71
	B8b	B8 with • 12.7 mm Type X gypsum board ⁽⁷⁾	2.5 h	2.5 h	70
	B8c	B8 with • 12.7 mm regular gypsum board ⁽⁷⁾⁽⁹⁾	2 h	2 h	69
	B9	• 190 mm concrete block • 50 mm metal Z-bars on each side spaced at 600 mm o.c. (or 38 mm × 38 mm horizontal or vertical wood strapping plus resilient metal channels) • absorptive material filling Z-bar space on each side ⁽⁶⁾ • 1 layer gypsum board on each side			
	B9a	B9 with • 15.9 mm Type X gypsum board ⁽⁷⁾	3 h	3 h	65
	B9b	B9 with • 12.7 mm Type X gypsum board ⁽⁷⁾	2.5 h	2.5 h	64
	B9c	B9 with • 12.7 mm regular gypsum board ⁽⁷⁾⁽⁹⁾	2 h	2 h	63
	B10	• 190 mm concrete block • resilient metal channels on one side spaced at 600 mm o.c. • absorptive material filling resilient metal channel space ⁽⁶⁾ • 2 layers gypsum board on one side only			
	B10a	B10 with • 15.9 mm Type X gypsum board ⁽⁷⁾	3 h	3 h	56
	B10b	B10 with • 12.7 mm Type X gypsum board ⁽⁷⁾	2.5 h	2.5 h	55
	B10c	B10 with • 12.7 mm regular gypsum board ⁽⁷⁾	2 h	2 h	54

Notes to Table 9.10.3.1.-A:

- (1) See Note A-9.10.3.1.
- (2) *Fire-resistance ratings* and *STC* ratings of wood-frame construction were evaluated only for constructions with solid-sawn 38 mm × 89 mm lumber. However, the *fire-resistance ratings* and *STC* ratings provided for 38 mm × 89 mm wood-frame construction may be applied to wood-frame constructions with solid-sawn 38 mm × 140 mm lumber; in some cases the ratings may be conservative. Where 38 mm × 140 mm framing is used and absorptive material is called for, the absorptive material must be 140 mm thick. (See Sentence D-1.2.1.(2) of Appendix D for the significance of *fire-resistance ratings*.) The *STC* ratings may also be applied to fingerjoined lumber. The *fire-resistance ratings* are applicable to constructions using fingerjoined lumber that has been manufactured with a heat-resistant adhesive (HRA) in accordance with NLGA special product standard SPS-1, “Fingerjoined Structural Lumber,” or SPS-3, “Fingerjoined “Vertical Stud Use Only” Lumber.” (See also Note A-9.23.10.4.(1).)
- (3) For all *fire-resistance ratings*, the given spacing for framing is a maximum value.
- (4) Sound ratings listed are based on the most reliable laboratory test data available for specimens conforming to installation details required by CSA A82.31-M, “Gypsum Board Application.” Results of specific tests may differ slightly because of measurement precision and minor variations in construction details. These results should only be used where the actual construction details, including spacing of fasteners and supporting framing, correspond exactly to the details of the test specimens on which the ratings are based. For wood- and steel-framed assemblies, if the